

PLEASE CHECK WWW.MOLEX.COM FOR LATEST PART INFORMATION

Part Number: [0913380607](#)
Status: **Active**
Overview: [rast 5 connector system](#)
Description: 5.00mm (.197") Pitch Appli-Mate RAST 5 Female Connector, Vertical, 1 Circuit, Yellow, Tin (Sn) Plating, Reference K07

Documents:

[3D Model](#) [Product Specification PS-99020-0037 \(PDF\)](#)
[Drawing \(PDF\)](#) [RoHS Certificate of Compliance \(PDF\)](#)

Agency Certification

UL E29179

General

Product Family IDT and Solder Connectors
 Series [91338](#)
 Crimp Quality Equipment Yes
 Overview [rast 5 connector system](#)
 Product Name RAST 5

Physical

Circuits (Loaded) 1
 Color - Resin Yellow
 Durability (mating cycles max) 10
 Flammability 94V-2
 Gender Female
 Glow-Wire Compliant No
 Lock to Mating Part None
 Material - Metal Phosphor Bronze
 Material - Plating Mating Tin
 Material - Plating Termination Tin
 Material - Resin Nylon
 Number of Rows 1
 Packaging Type Tray
 Panel Mount No
 Pitch - Mating Interface (in) 0.197 In
 Pitch - Mating Interface (mm) 5.00 mm
 Plating min: Mating (µin) 200
 Plating min: Mating (µm) 5
 Plating min: Termination (µin) 200
 Plating min: Termination (µm) 5
 Stackable Yes
 Temperature Range - Operating -20°C to +85°C
 Termination Interface: Style IDT or Pierce
 Wire Size AWG 18, 20

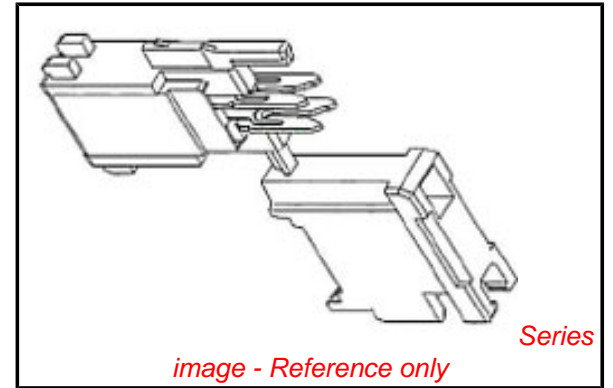
Electrical

Current - Maximum per Contact 10A, 6A
 Voltage - Maximum 250V

Material Info

Reference - Drawing Numbers

Application Specification AS-99033-0004
 Product Specification PS-99020-0037
 Sales Drawing SD-91338-006



EU RoHS

ELV and RoHS Compliant
REACH SVHC
 Not Reviewed
Halogen-Free Status

China RoHS



Not Reviewed

Need more information on product environmental compliance?

Email productcompliance@molex.com
 For a multiple part number RoHS Certificate of Compliance, [click here](#)

Please visit the [Contact Us](#) section for any non-product compliance questions.

Search Parts in this Series

[91338Series](#)

Mates With

Appli-Mate RAST 5.0 Header [90858](#) , [90879](#)

Application Tooling | FAQ

Tooling specifications and manuals are found by selecting the products below. Crimp Height Specifications are then contained in the Application Tooling Specification document.

Global

Description	Product #
RAST 5.0 Semi-Automatic Terminator Machine for Appli-Mate™ Connector 6 and 10 AMP	0623006300
Manual Arbor Press, RAST 5.0	0622017500

This document was generated on 05/27/2010

PLEASE CHECK WWW.MOLEX.COM FOR LATEST PART INFORMATION

10 9 8 7 6 5 4 3 2 1

F

E

D

C

B

A

F

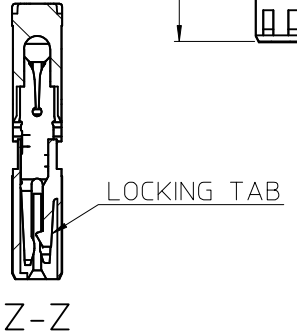
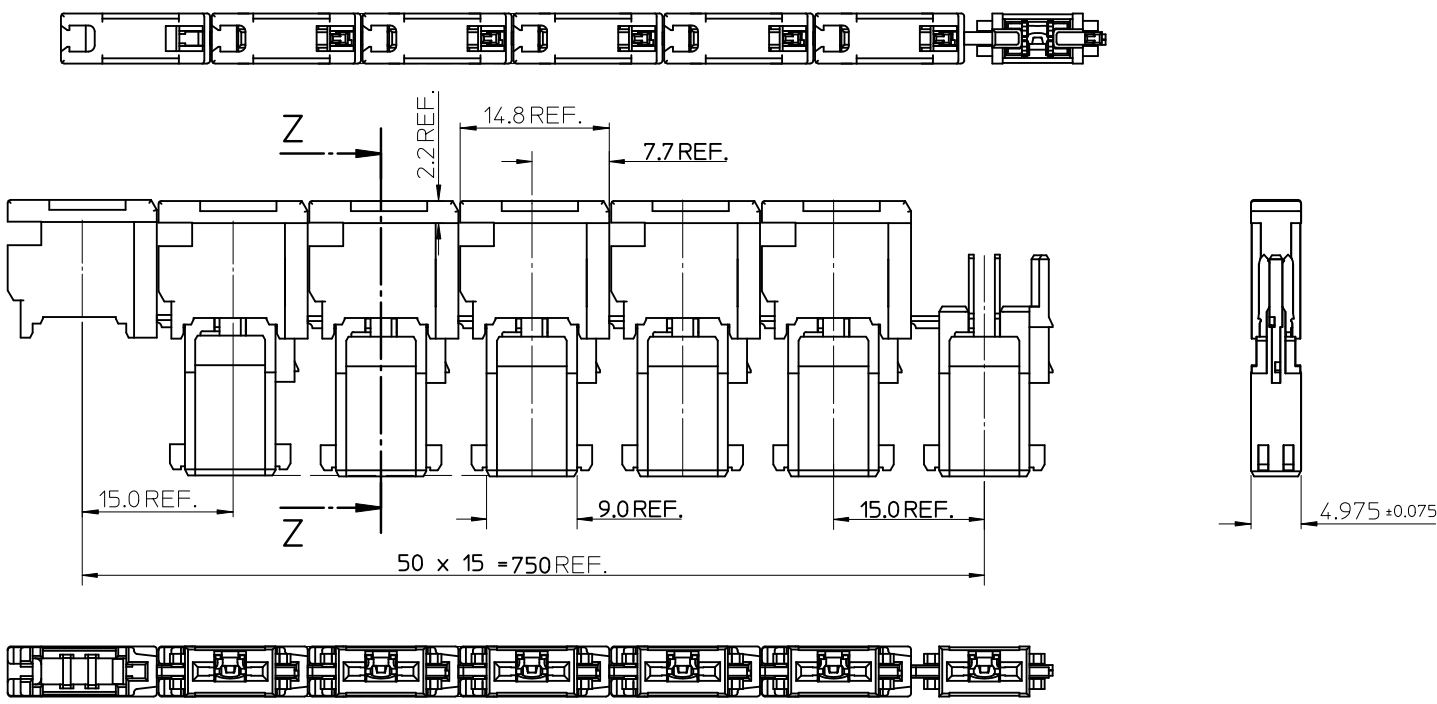
E

D

C

B

A

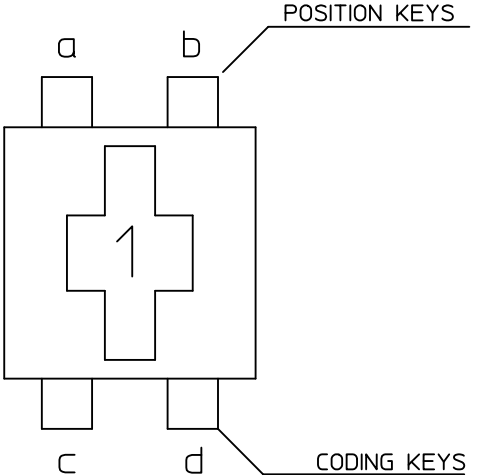


- NOTES:**
- MATERIALS:**
 HOUSING: POLYAMIDE (PA66) UL 94V-2
 TERMINAL: COPPER ALLOY, 0.5 REF THICK
PLATING:
 OPTION 1: 5um MIN PURE Sn ALL OVER
 OR
 OPTION 2: 2um MIN SILVER IN CONTACT AREA
 0.05um MIN SILVER FLASH ALLOWER
 - PRODUCT CONFORMS TO SPECIFICATION PS-99020-0037
 - PACKAGING SPECIFICATION PK-90833-001
 - REFER TO APPLICATION SPECIFICATION AS-99033-0004

plating flash change EC NO: E2010-0213 DRWN: BRUTTLE 2010/01/08 CHKD: T. TOURISH 2010/01/19 APPR: B. MAGUIRE 2010/01/19 REV H	QUALITY SYMBOLS ▽=0 ▽=0	GENERAL TOLERANCES (UNLESS SPECIFIED)		DIMENSION STYLE MM ONLY		SCALE 2:1	DESIGN UNITS METRIC	THIRD ANGLE PROJECTION	
			mm	INCH	DRAWN BY	DATE	TITLE 5MM APPLI-MATE 1CKT 10A FEMALE CONNECTOR		
		4 PLACES	± ---	± ---	CCONLON	1999/06/28			
		3 PLACES	± ---	± ---	CHECKED BY	DATE	MOLEX INCORPORATED DOCUMENT NO. SD-91338-006 SHEET NO. 1 OF 2		
2 PLACES	± 0.05	± ---	PWHITE	1999/06/28					
1 PLACE	± 0.10	± ---	APPROVED BY	DATE	THIS DRAWING CONTAINS INFORMATION THAT IS PROPRIETARY TO MOLEX INCORPORATED AND SHOULD NOT BE USED WITHOUT WRITTEN PERMISSION				
ANGULAR ± 2 °		MATERIAL NO.		1999/07/01					
DRAFT WHERE APPLICABLE MUST REMAIN WITHIN DIMENSIONS				SEE CHART					

9 8 7 6 5 4 3 2 1

MOLEX PART NUMBER (See Note 3.)	TERMINAL (see Note 1 sheet1)	COLOUR	POSITION KEYS	CODING KEYS	CONFIGURATION	REF
91338-0102	OPTION 1 (TIN)	NATURAL	b	c d		K02
91338-3102	OPTION 2 (SILVER)					
91338-0103	OPTION 1 (TIN)	NATURAL	NONE	NONE		K12
91338-3103	OPTION 2 (SILVER)					
91338-0403	OPTION 1 (TIN)	BLUE	a	c d		K03
91338-3403	OPTION 2 (SILVER)					
91338-0601	OPTION 1 (TIN)	YELLOW	a b	d		K01
91338-3601	OPTION 2 (SILVER)					
91338-0501	OPTION 1 (TIN)	GREY				
91338-3501	OPTION 2 (SILVER)					
91338-0801	OPTION 1 (TIN)	BLACK				
91338-3801	OPTION 2 (SILVER)					
91338-0104	OPTION 1 (TIN)	NATURAL	NONE	c		K11
91338-3104	OPTION 2 (SILVER)					
91338-0105	OPTION 1 (TIN)	NATURAL	a	c		K09
91338-3105	OPTION 2 (SILVER)					
91338-0507	OPTION 1 (TIN)	GREY	a b	c		K07
91338-3507	OPTION 2 (SILVER)					
91338-0607	OPTION 1 (TIN)	YELLOW	a b	c		K07
91338-3607	OPTION 2 (SILVER)					
91338-0700	OPTION 1 (TIN)	GREEN	a b	c d		K00
91338-3700	OPTION 2 (SILVER)					



POSITION & CODING KEYS IDENTIFICATION

SEE SHEET 1 EC NO: E2010-02/13 DRW: BRUTTE 2010/01/08 CHKD: T. TOURISH 2010/01/19 APPR: BMAGUIRE 2010/01/19	DESCRIPTION QUALITY SYMBOLS ▽=0 ◻=0	GENERAL TOLERANCES (UNLESS SPECIFIED)		DIMENSION STYLE MM ONLY		SCALE 2:1	DESIGN UNITS METRIC	THIRD ANGLE PROJECTION
		4 PLACES ± --- ± ---	DRAWN BY CCONLON	DATE 1999/06/28	TITLE 5MM APPLI-MATE 1CKT 10A FEMALE CONNECTOR			
		3 PLACES ± --- ± ---	CHECKED BY PWHITE	DATE 1999/06/28				
		2 PLACES ± 0.05 ± ---	APPROVED BY MWILHITE	DATE 1999/07/01	MOLEX INCORPORATED DOCUMENT NO. SD-91338-006			
1 PLACE ± 0.10 ± ---	MATERIAL NO. SEE CHART		SHEET NO. 2 OF 2					
DRAFT WHERE APPLICABLE MUST REMAIN WITHIN DIMENSIONS				SIZE A3		THIS DRAWING CONTAINS INFORMATION THAT IS PROPRIETARY TO MOLEX INCORPORATED AND SHOULD NOT BE USED WITHOUT WRITTEN PERMISSION		